



1500 MARKET  
STREET

MAJOR RENOVATION  
COMPLETED

**OPEN FOR BUSINESS**



NIGHTINGALE  
— PROPERTIES —

NEWMARK



# Features & Amenities



Direct Rail  
Line Access



Covered, Secure  
Bicycle Parking



450-Car  
Parking Garage



FedEx & UPS  
Transaction Counters



Dunkin' &  
Starbucks



Santander  
Bank



On-Site Third  
Party Daycare


With over 300,000 square feet available for lease, 1500 Market Street has a lot to offer. We want our tenants to enjoy every minute that they spend in our building, so we designed this space with accessibility, luxury, and safety in mind.





# Direct concourse access to all SEPTA regional rail lines and PATCO high speed line

You'll never be late to work again. 1500 Market Street is located just steps away from countless regional rail lines in the heart of Philly. This level of convenience is hard to beat!



## 450-Car Parking Garage



With 450 spots to choose from, take advantage of our spacious covered parking garage. We built this parking deck with tenant safety in mind so that you'll never have to worry about your car - you're in good hands.

Located in the heart of Center City in Philadelphia, 1500 Market Street is at the epicenter of some of the city's best sights, restaurants and attractions.





# Restaurants, Shops, & Hotels



## Restaurants

- 1** JG Skyhigh & Vernick
- 2** Starbucks
- 3** The Continental Midtown
- 4** Marathon Grill
- 5** The Dandelion
- 6** HipCity Veg
- 7** Square 1682
- 8** Del Frisco's Double Eagle Steakhouse
- 9** Ladder 15
- 10** Mission Taqueria
- 11** Oyster House
- 12** Ocean Prime
- 13** Parc
- 14** Devon
- 15** Rouge
- 16** Dunkin'
- 17** Dolce



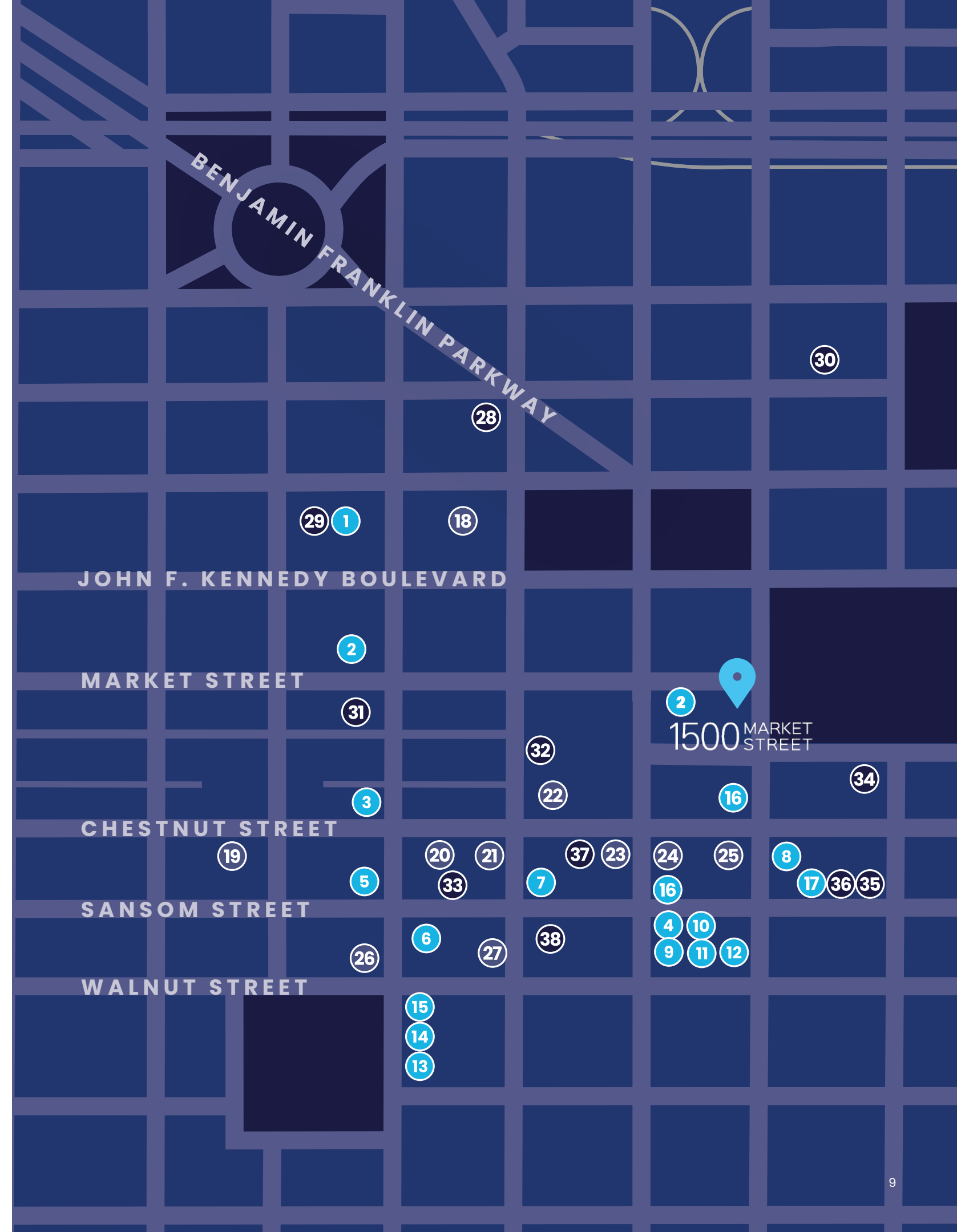
## Shops

- 18** The Concourse at Comcast Center
- 19** Target
- 20** Sephora
- 21** Nordstrom Rack
- 22** The Shops at Liberty Place
- 23** UNIQLO
- 24** H&M
- 25** Staples
- 26** Barnes and Noble
- 27** Shop Sixty Five



## Hotels

- 28** The Windsor Suites
- 29** The Four Seasons
- 30** Le Meridian
- 31** Sonesta
- 32** The Westin
- 33** Sofitel
- 34** Ritz Carlton
- 35** W Hotel
- 36** Westin Element
- 37** Club Quarters
- 38** Kimpton Hotel Palomar





# Amazing Views

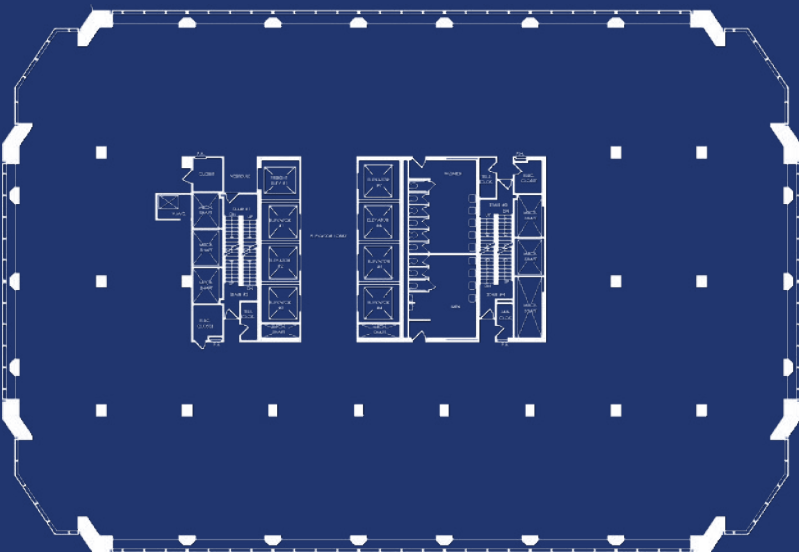




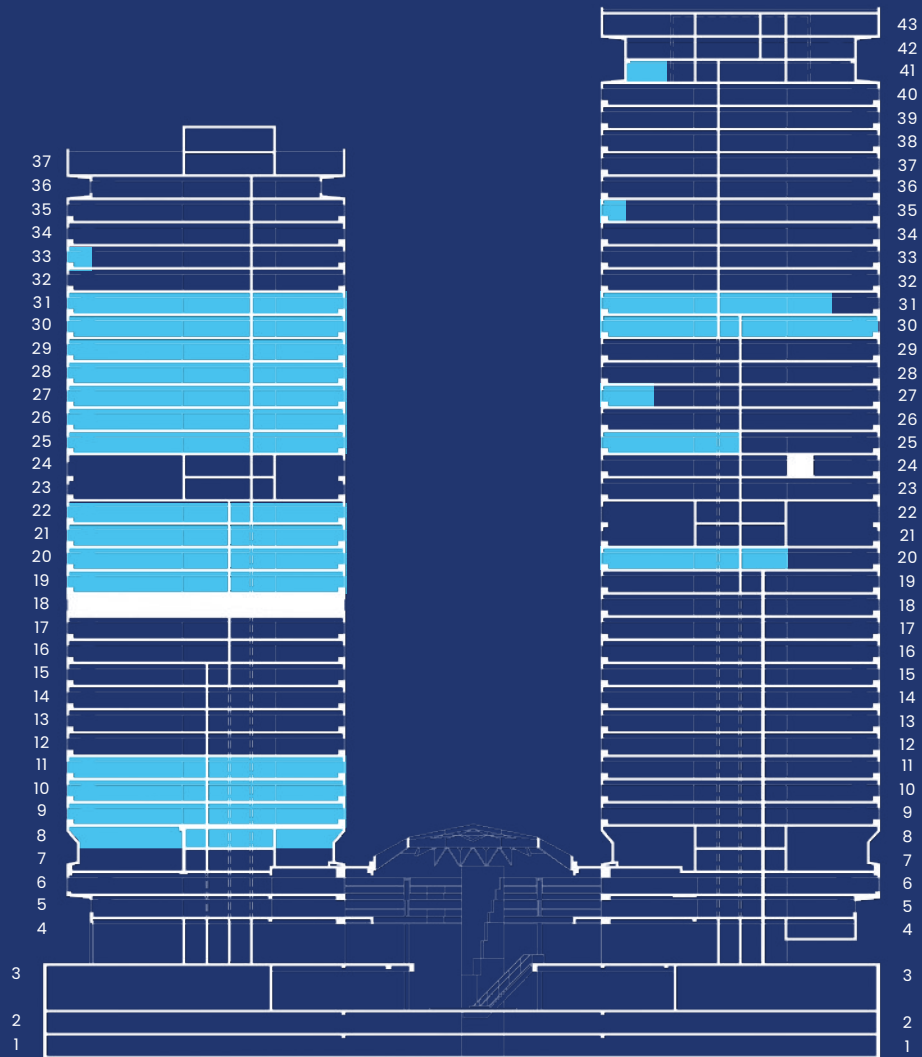
# Available Spaces

## East Tower

Typical Floor Plan

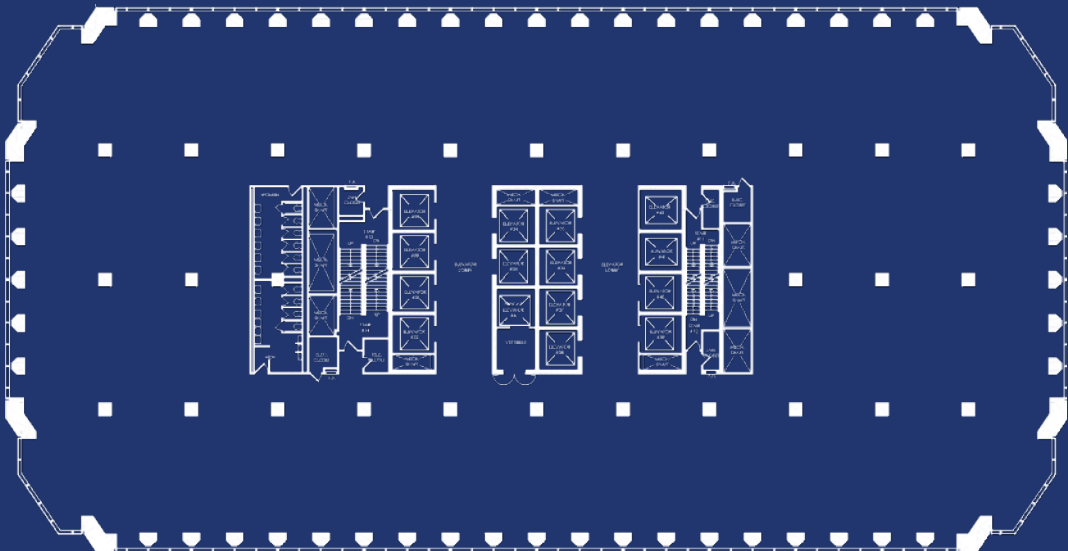


Floor	Square Feet
33	1,957
31	23,453
30	23,453
29	23,453
28	23,453
27	23,453
26	23,453
25	23,453
22	22,995
21	23,027
20	23,027
19	23,027
11	22,465
10	22,494
9	22,494
8	22,494
Lower Mezzanine	3,669
Lower Mezzanine	4,372






## West Tower

Typical Floor Plan





Floor	Square Feet
41	2,584
35	1,626
31	25,395
30	29,304
27	3,426
27	3,000
25	17,429
20	19,225





# Brand New Interiors







**1500MARKETSTREET.COM**



**NIGHTINGALE**  
— PROPERTIES —

## NEWMARK

Craig Scheuerle  
Executive Managing Director  
[craig.scheuerle@nmrk.com](mailto:craig.scheuerle@nmrk.com)  
t 215-246-2752

Jack Soloff  
Senior Managing Director  
[jack.soloff@nmrk.com](mailto:jack.soloff@nmrk.com)  
t 215-246-2764

One Commerce Square  
2005 Market Street, Suite 900  
Philadelphia, PA 19103  
t 215-561-8300

**nmrk.com**

Licensed in Pennsylvania as  
Newmark Real Estate

The information contained herein has been obtained from sources deemed reliable but has not been verified and no guarantee, warranty or representation, either express or implied, is made with respect to such information. Terms of sale or lease and availability are subject to change or withdrawal without notice.